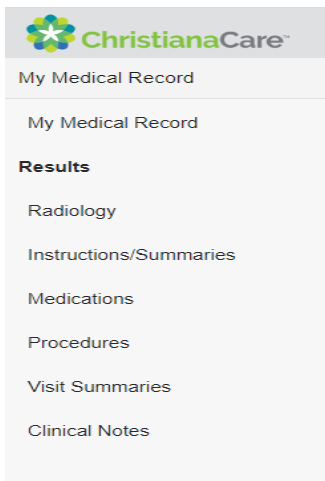




How to View Clinical Information (Results, Radiology, Instructions/Summaries, Procedures, Visit Summaries, and Clinical Notes):

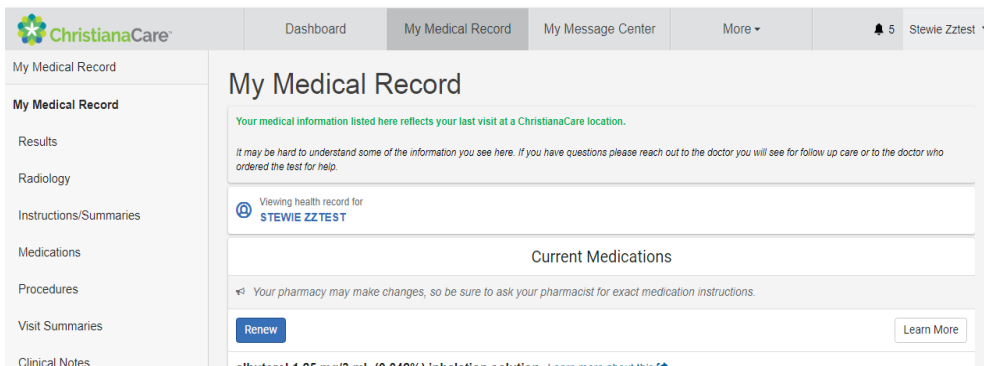
Select My Medical Record to view 7 types of documentation:



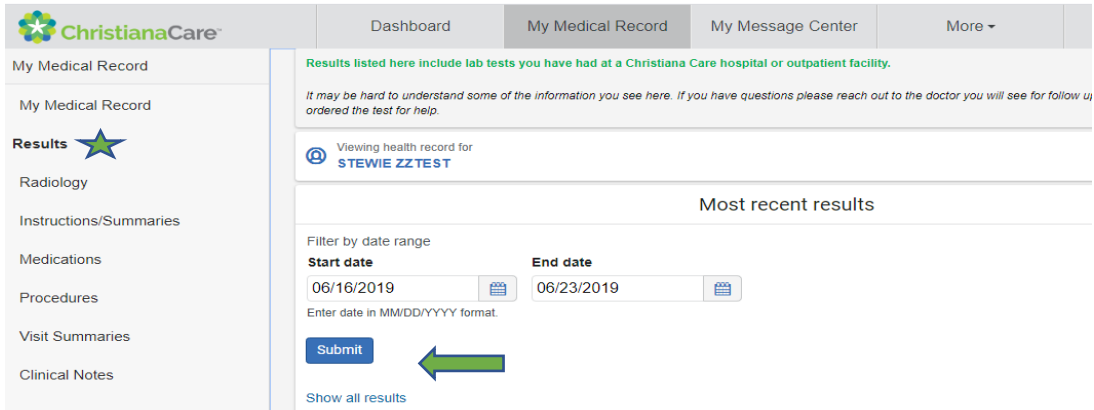
- **RESULTS**

Description: Follow steps 1-5 to view Lab Results; Pathology reports are not available currently.

1. Select My Medical Record



2. Select Results
3. To filter by date range enter Start – End date range and then submit or Select Show All Results



ChristianaCare

Dashboard My Medical Record My Message Center More ▾

My Medical Record

My Medical Record

Results ★

Radiology

Instructions/Summaries

Medications

Procedures

Visit Summaries

Clinical Notes

Results listed here include lab tests you have had at a Christiana Care hospital or outpatient facility.

It may be hard to understand some of the information you see here. If you have questions please reach out to the doctor you will see for follow up ordered the test for help.

Viewing health record for
STEWIE ZZTEST

Most recent results

Filter by date range

Start date **End date**

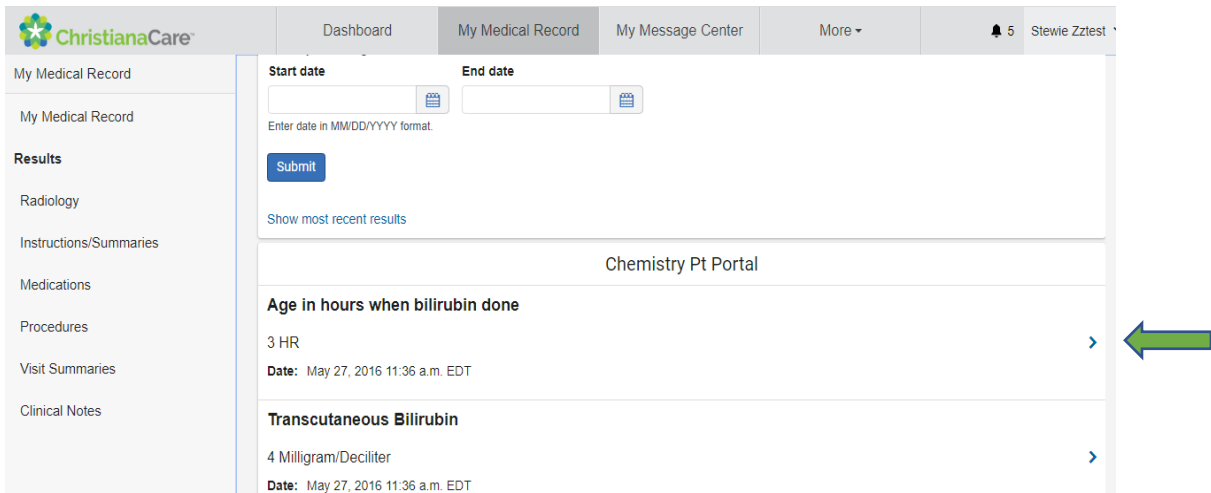
Enter date in MM/DD/YYYY format.

Submit

Show all results

Results will display below.

4. Select the arrow to view results



ChristianaCare

Dashboard My Medical Record My Message Center More ▾ 5 Stewie Zztest ▾

My Medical Record

My Medical Record

Results

Radiology

Instructions/Summaries

Medications

Procedures

Visit Summaries

Clinical Notes

Start date End date

Enter date in MM/DD/YYYY format.

Submit

Show most recent results

Chemistry Pt Portal

Age in hours when bilirubin done

3 HR >

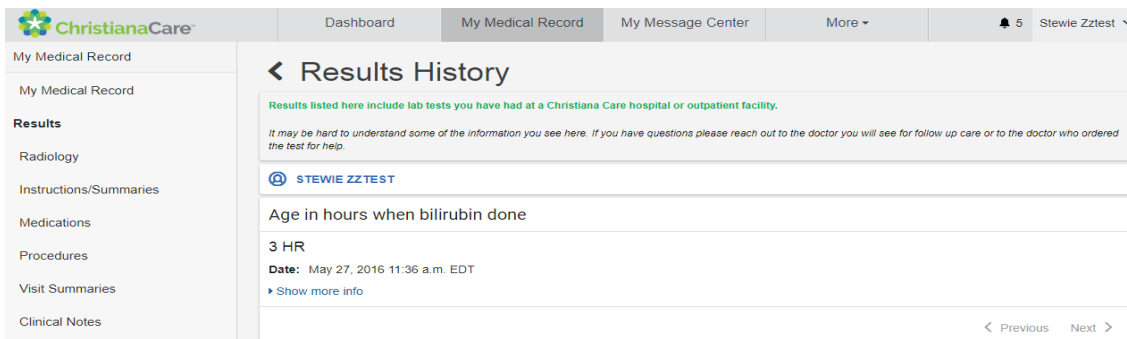
Date: May 27, 2016 11:36 a.m. EDT

Transcutaneous Bilirubin

4 Milligram/Deciliter >

Date: May 27, 2016 11:36 a.m. EDT

5. View Results



ChristianaCare

Dashboard My Medical Record My Message Center More ▾ 5 Stewie Zztest ▾

My Medical Record

My Medical Record

Results

Radiology

Instructions/Summaries

Medications

Procedures

Visit Summaries

Clinical Notes

< Results History

Results listed here include lab tests you have had at a Christiana Care hospital or outpatient facility.

It may be hard to understand some of the information you see here. If you have questions please reach out to the doctor you will see for follow up care or to the doctor who ordered the test for help.

Viewing health record for
STEWIE ZZTEST

Age in hours when bilirubin done

3 HR

Date: May 27, 2016 11:36 a.m. EDT

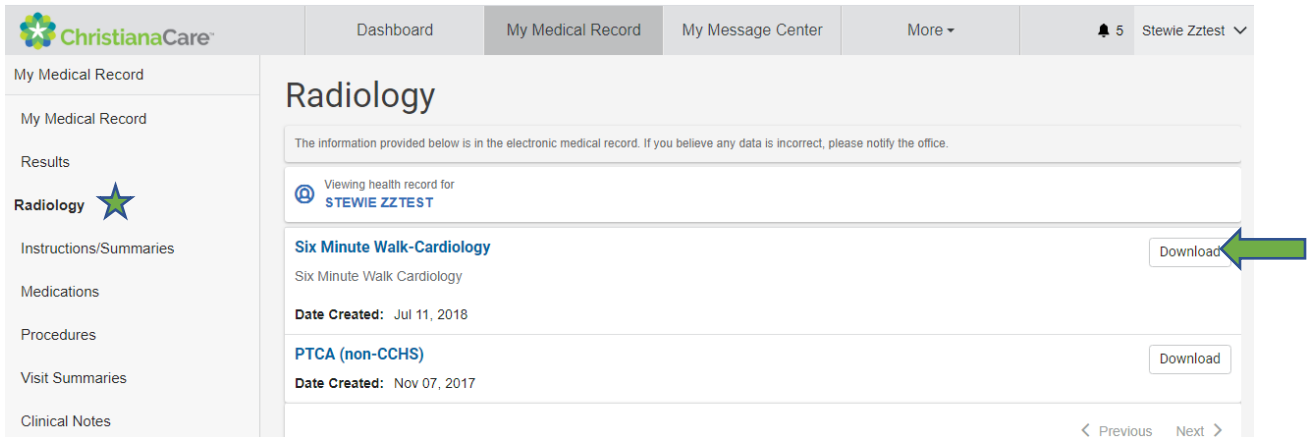
▶ Show more info

< Previous Next >

- **Radiology**

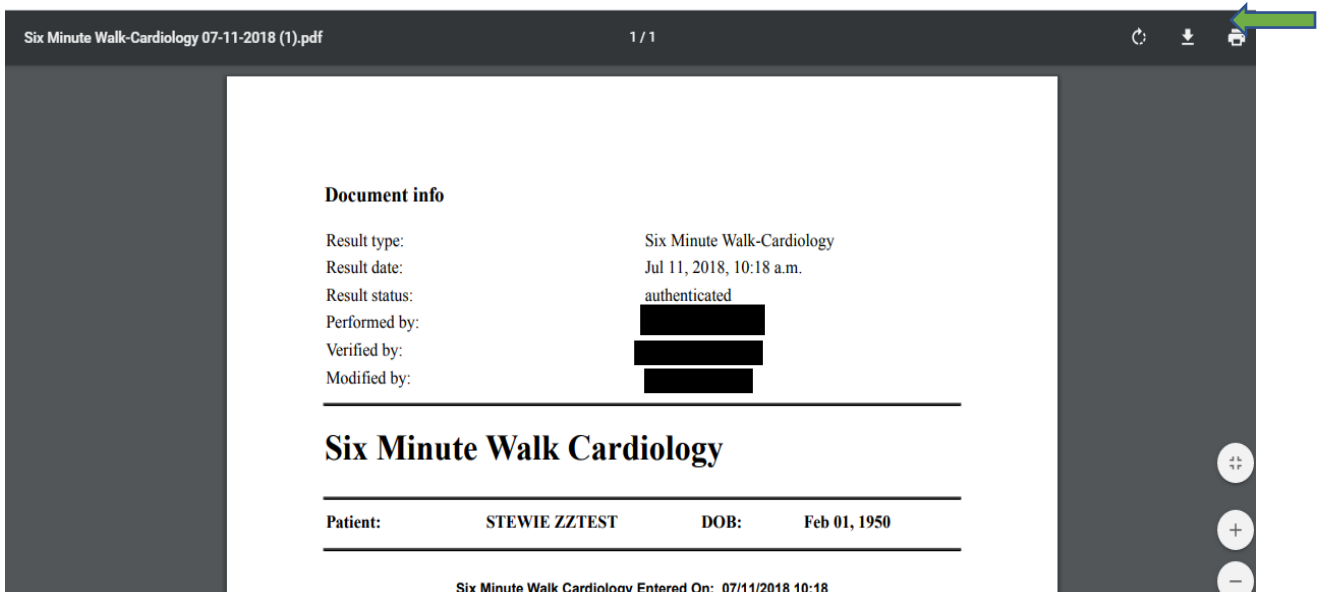
Description; Follow steps 1-3 to view Radiology Reports; Images/Films are not available currently.

1. Select My Medical Record and then Radiology
2. Select Download to open document



The screenshot shows the ChristianaCare My Medical Record interface. The top navigation bar includes 'Dashboard', 'My Medical Record', 'My Message Center', and 'More'. The left sidebar lists 'My Medical Record', 'Results', 'Radiology' (highlighted with a star), 'Instructions/Summaries', 'Medications', 'Procedures', 'Visit Summaries', and 'Clinical Notes'. The main content area is titled 'Radiology' and displays a list of reports for 'STEWIE ZZTEST'. The first report is 'Six Minute Walk-Cardiology', dated 'Jul 11, 2018', with a 'Download' button highlighted by a green arrow. The second report is 'PTCA (non-CCHS)', dated 'Nov 07, 2017', also with a 'Download' button. Navigation links for 'Previous' and 'Next' are visible at the bottom right.

3. View/ Print report; Upper right corner



The screenshot shows a PDF viewer interface for the document 'Six Minute Walk-Cardiology 07-11-2018 (1).pdf'. The top bar displays the document title, page number '1 / 1', and icons for refresh, download, and print. The print icon is highlighted with a green arrow. The main content area shows the following information:

Document info

Result type:	Six Minute Walk-Cardiology
Result date:	Jul 11, 2018, 10:18 a.m.
Result status:	authenticated
Performed by:	[REDACTED]
Verified by:	[REDACTED]
Modified by:	[REDACTED]

Six Minute Walk Cardiology

Patient:	STEWIE ZZTEST	DOB:	Feb 01, 1950
-----------------	---------------	-------------	--------------

Six Minute Walk Cardiology Entered On: 07/11/2018 10:18

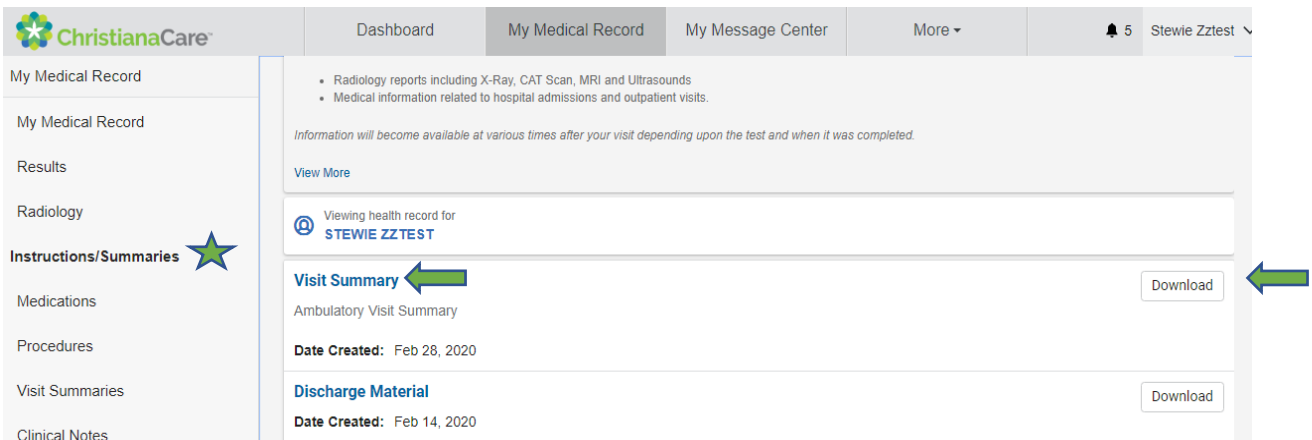
- **Instructions/Summaries**

Description: Follow steps 1-5 to View/Download/Print - Instructions/ Visit summaries.

Instructions and summaries include:

- Office Visit Summary
- Discharge Summary
- Discharge Material
- Test/Service orders

1. Select My Medical Record and then Instructions/Summaries.
2. Select documentation to view (may double click document or select download).



The screenshot displays the ChristianaCare patient portal. The top navigation bar includes 'Dashboard', 'My Medical Record', 'My Message Center', and 'More'. The user is logged in as 'Stewie Zztest'. The left sidebar shows the 'My Medical Record' section with 'Instructions/Summaries' highlighted and marked with a star. The main content area shows a list of documents for 'STEWIE ZZTEST'. The first document is 'Visit Summary' (Ambulatory Visit Summary, Date Created: Feb 28, 2020) with a 'Download' button. The second document is 'Discharge Material' (Date Created: Feb 14, 2020) with a 'Download' button. Green arrows point to the 'Visit Summary' link and the 'Download' button.

3. View/Print document; Upper right corner (next page)

Document info

Result type: Visit Summary
Result date: Feb 28, 2020, 04:35 p.m.
Result status: authenticated
Performed by: [REDACTED]
Verified by: [REDACTED]
Modified by: [REDACTED]

Ambulatory Visit Summary

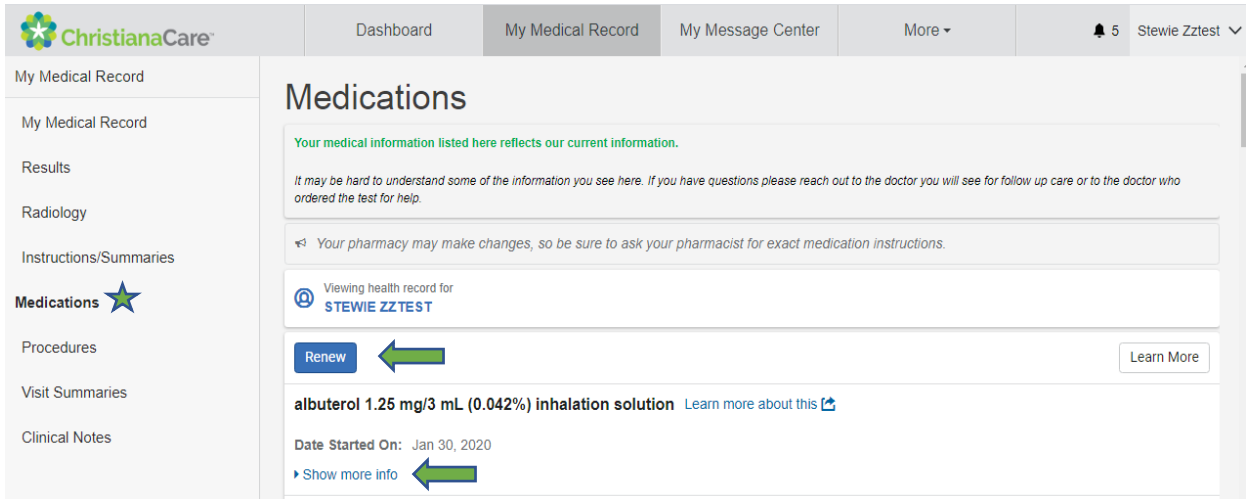
Patient: STEWIE ZZTEST **DOB:** Feb 01, 1950

ChristianaCare[®]**Ambulatory Visit Summary**

- **Medication**

Description: Follow steps 1-3 to View/Renew Medications.

1. Select My Medical Record and then Medication
2. Select Renew to request a refill
3. Select Show more info to view dose, frequency, and route documentation



ChristianaCare™ Dashboard My Medical Record My Message Center More ▾ 5 Stewie Zztest ▾

My Medical Record

My Medical Record

Results

Radiology

Instructions/Summaries

Medications ★

Procedures

Visit Summaries

Clinical Notes

Medications

Your medical information listed here reflects our current information.

It may be hard to understand some of the information you see here. If you have questions please reach out to the doctor you will see for follow up care or to the doctor who ordered the test for help.

⏪ Your pharmacy may make changes, so be sure to ask your pharmacist for exact medication instructions.

Ⓜ Viewing health record for **STEWIE ZZTEST**

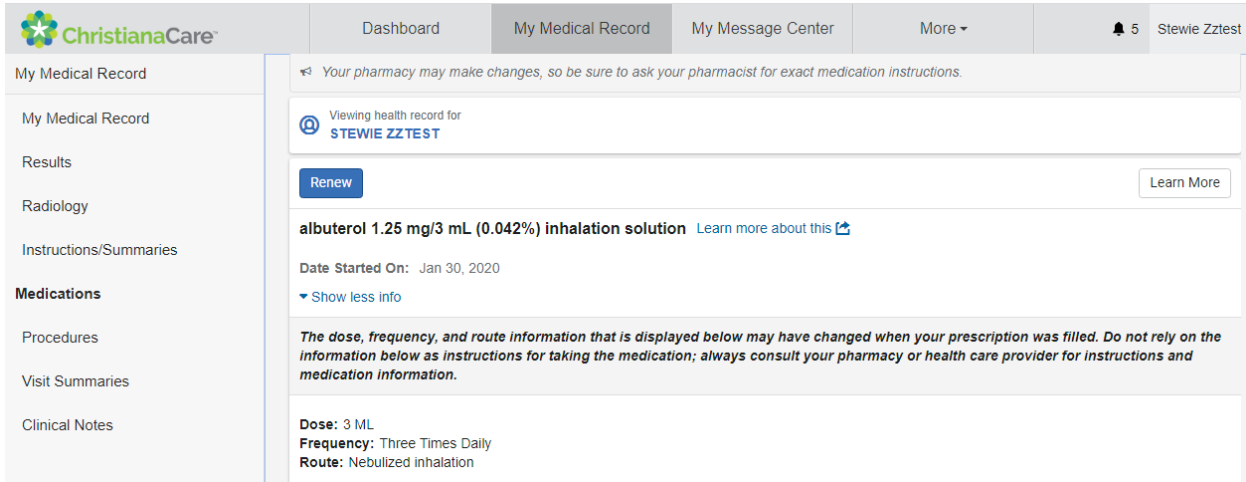
Renew ← Learn More

albuterol 1.25 mg/3 mL (0.042%) inhalation solution [Learn more about this](#) ↗

Date Started On: Jan 30, 2020

▶ Show more info ←

Show more info view:



ChristianaCare™ Dashboard My Medical Record My Message Center More ▾ 5 Stewie Zztest ▾

My Medical Record

My Medical Record

Results

Radiology

Instructions/Summaries

Medications

Procedures

Visit Summaries

Clinical Notes

⏪ Your pharmacy may make changes, so be sure to ask your pharmacist for exact medication instructions.

Ⓜ Viewing health record for **STEWIE ZZTEST**

Renew Learn More

albuterol 1.25 mg/3 mL (0.042%) inhalation solution [Learn more about this](#) ↗

Date Started On: Jan 30, 2020

▼ Show less info

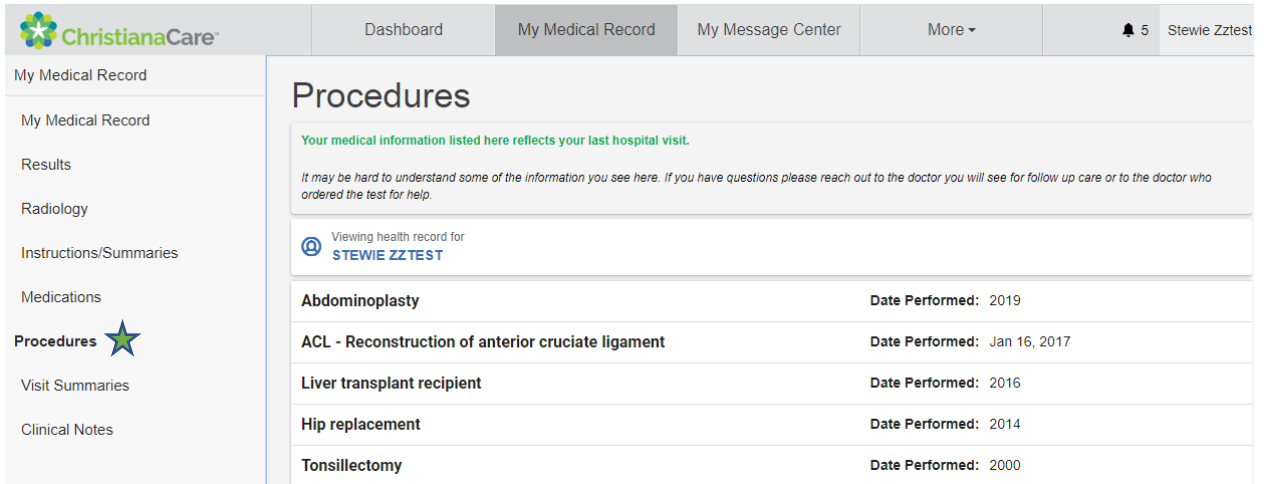
The dose, frequency, and route information that is displayed below may have changed when your prescription was filled. Do not rely on the information below as instructions for taking the medication; always consult your pharmacy or health care provider for instructions and medication information.

Dose: 3 ML
Frequency: Three Times Daily
Route: Nebulized inhalation

- **Procedures**

Description: Follow steps 1-2 to view Procedures performed; Reports are not available from this view.

1. Select My Medical Record and then Procedures
2. The procedure name and the date performed will be displayed



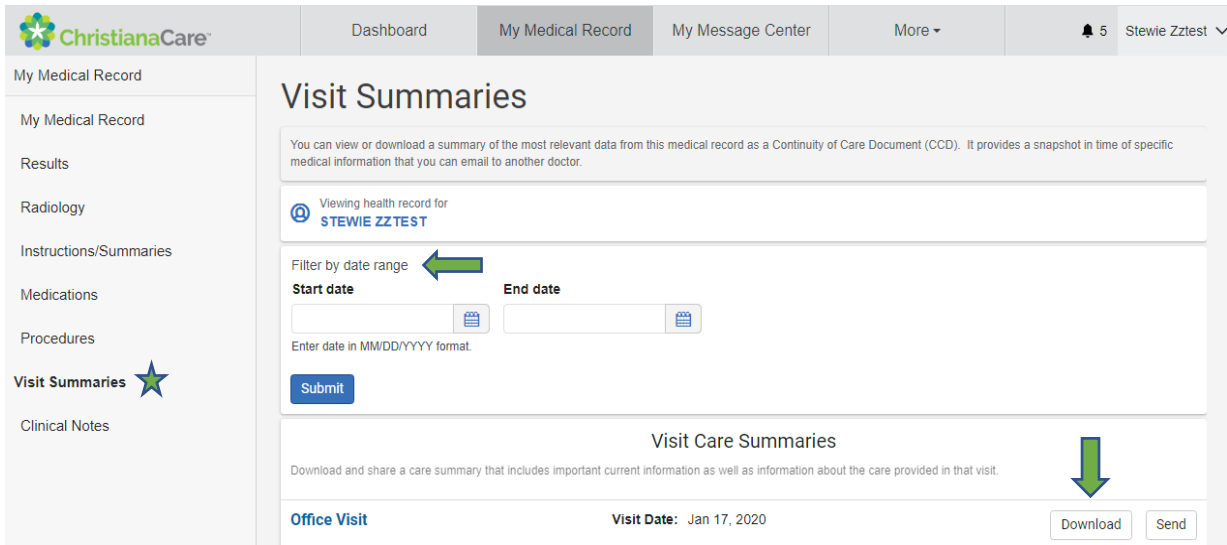
The screenshot shows the ChristianaCare patient portal interface. The top navigation bar includes 'Dashboard', 'My Medical Record', 'My Message Center', and 'More'. The user is logged in as 'Stewie Zztest'. The left sidebar lists various medical record categories, with 'Procedures' highlighted with a star. The main content area is titled 'Procedures' and includes a disclaimer: 'Your medical information listed here reflects your last hospital visit. It may be hard to understand some of the information you see here. If you have questions please reach out to the doctor you will see for follow up care or to the doctor who ordered the test for help.' Below this, it indicates the user is viewing the health record for 'STEWIE ZZTEST'. A table lists the following procedures:

Abdominoplasty	Date Performed: 2019
ACL - Reconstruction of anterior cruciate ligament	Date Performed: Jan 16, 2017
Liver transplant recipient	Date Performed: 2016
Hip replacement	Date Performed: 2014
Tonsillectomy	Date Performed: 2000

- **Visit Summaries**

Description: Follow steps 1-5 to View/Print/Send Office Visit Summaries.

1. Select My Medical Record and then Visit Summaries
2. To filter by date range enter Start and End date then submit
3. To View: Select Office Visit or Download



ChristianaCare Dashboard My Medical Record My Message Center More 5 Stevie Zztest

My Medical Record

My Medical Record

Results

Radiology

Instructions/Summaries

Medications

Procedures

Visit Summaries ★

Clinical Notes

Visit Summaries

You can view or download a summary of the most relevant data from this medical record as a Continuity of Care Document (CCD). It provides a snapshot in time of specific medical information that you can email to another doctor.

Viewing health record for **STEWIE ZZTEST**

Filter by date range ←

Start date End date

Enter date in MM/DD/YYYY format.

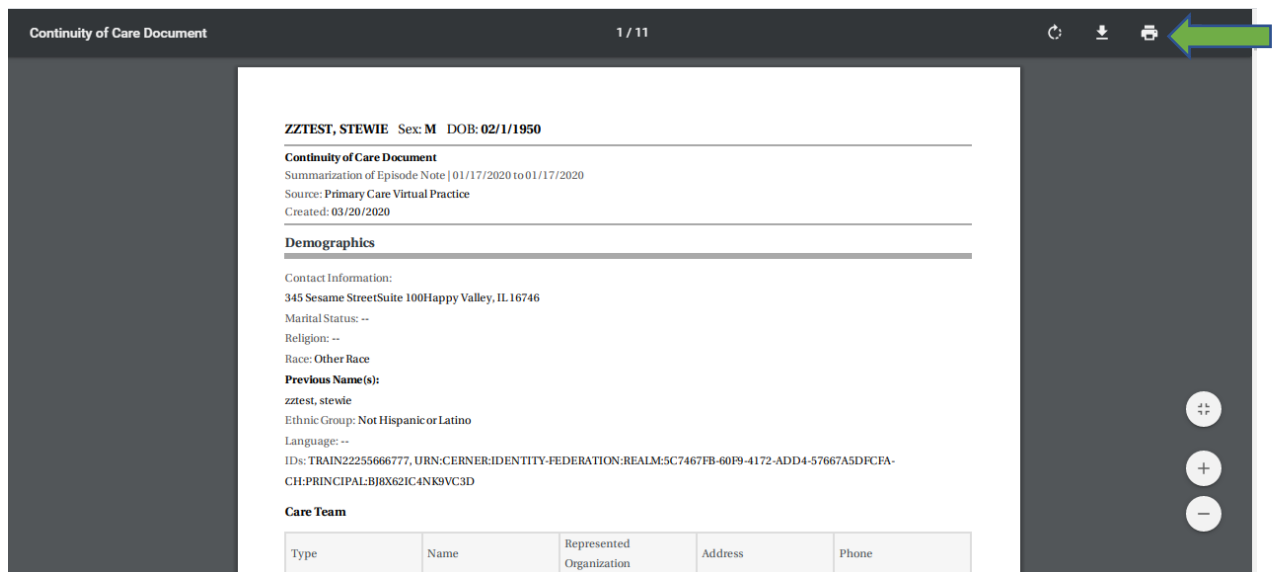
Submit

Visit Care Summaries

Download and share a care summary that includes important current information as well as information about the care provided in that visit. ↓

Office Visit Visit Date: Jan 17, 2020 Download Send

4. View/Print document; Upper right corner



Continuity of Care Document 1 / 11

ZZTEST, STEWIE Sex: M DOB: 02/1/1950

Continuity of Care Document

Summarization of Episode Note | 01/17/2020 to 01/17/2020

Source: Primary Care Virtual Practice

Created: 03/20/2020

Demographics

Contact Information:
345 Sesame Street Suite 100 Happy Valley, IL 16746

Marital Status: --

Religion: --

Race: Other Race

Previous Name(s):
zztest, stewie

Ethnic Group: Not Hispanic or Latino

Language: --

IDs: TRAIN22255666777, URN:CERNER:IDENTITY-FEDERATION:REALM:5C7467FB-60F9-4172-ADD4-57667A5DFCFA-CH:PRINCIPAL:BJ8X62IC4NK9VC3D

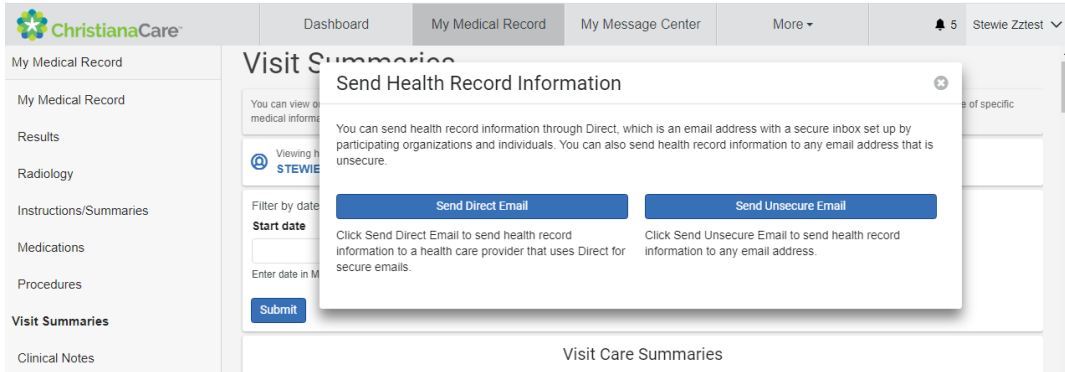
Care Team

Type	Name	Represented Organization	Address	Phone

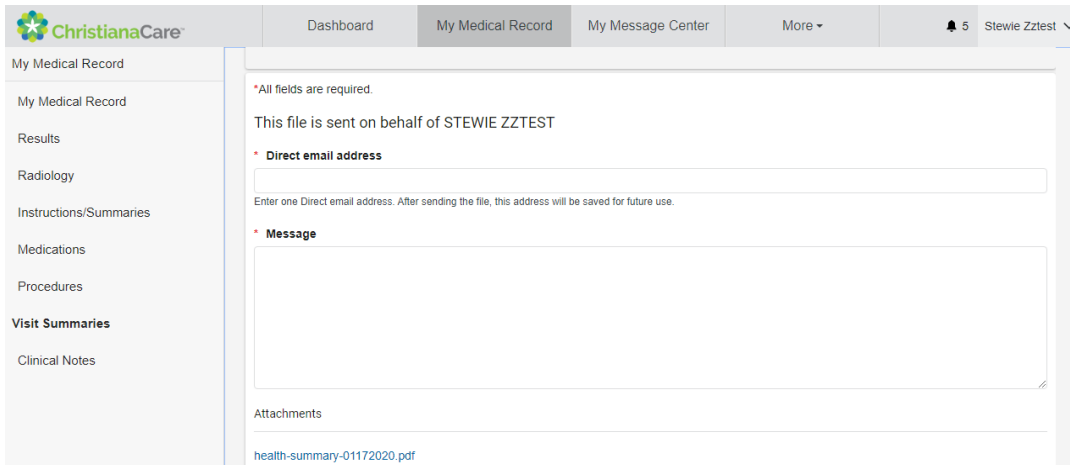
Print icon highlighted with a green arrow.

5. To Send: Select Send and a pop up to send a secure email (Healthcare Provider/Practice) or unsecured email (any address Gmail, Yahoo, iCloud, etc.).

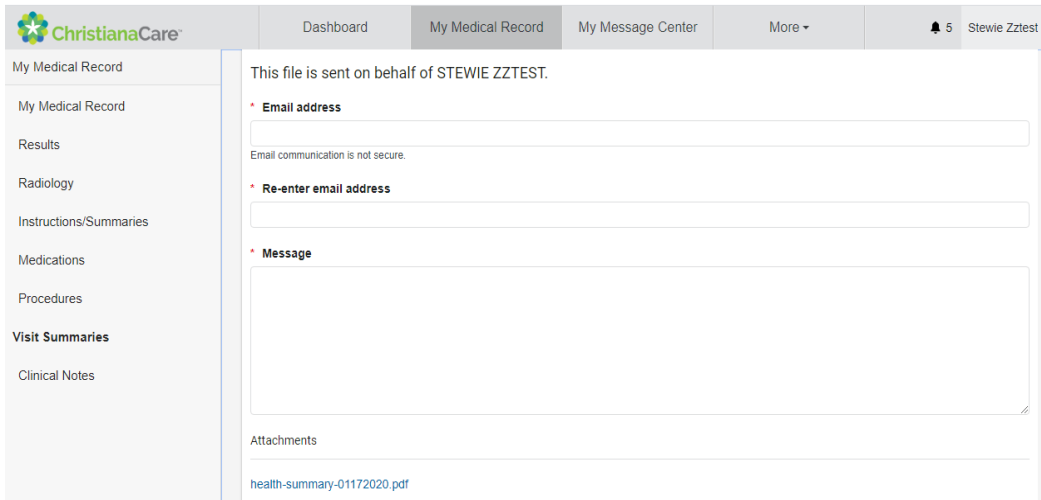
Note: To successfully send a Secure Direct email the proposed Healthcare Provider must have this capability.



Secure email view: Visit summary is attached automatically.



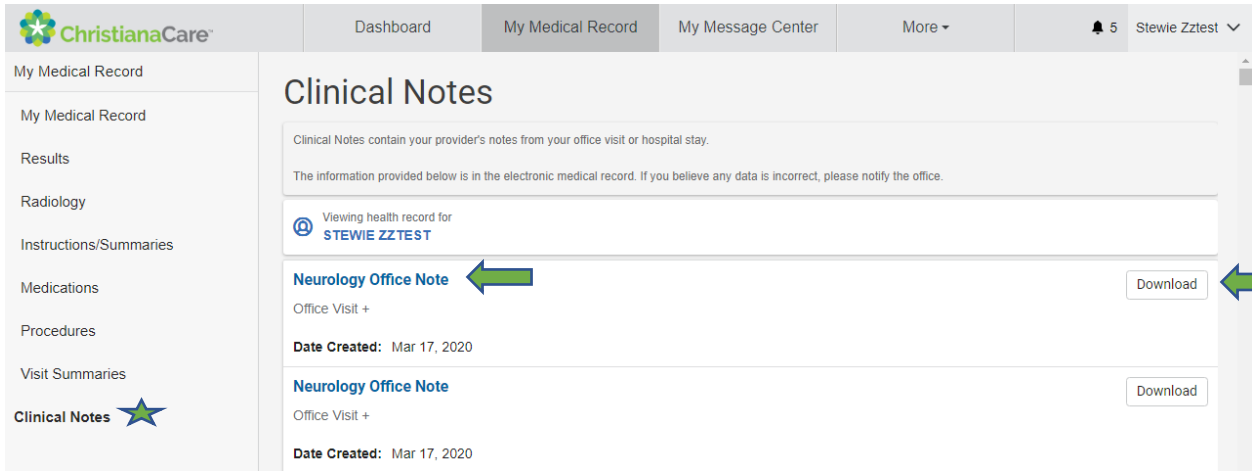
Unsecured email view: Visit Summary is attached automatically.



- **Clinical Notes**

Description: Follow steps 1-3 to view providers notes from an Office Visit or Hospital Stay.

1. Select My Medical Record and then Clinical Notes
2. Select the Office note or Download to View/Print document



ChristianaCare™ Dashboard My Medical Record My Message Center More ▾ 5 Stewie Zztest ▾

My Medical Record

My Medical Record

Results

Radiology

Instructions/Summaries

Medications

Procedures

Visit Summaries

Clinical Notes ★

Clinical Notes

Clinical Notes contain your provider's notes from your office visit or hospital stay.

The information provided below is in the electronic medical record. If you believe any data is incorrect, please notify the office.

Viewing health record for **STEWIE ZZTEST**

Neurology Office Note ←

Office Visit +

Date Created: Mar 17, 2020

Download →

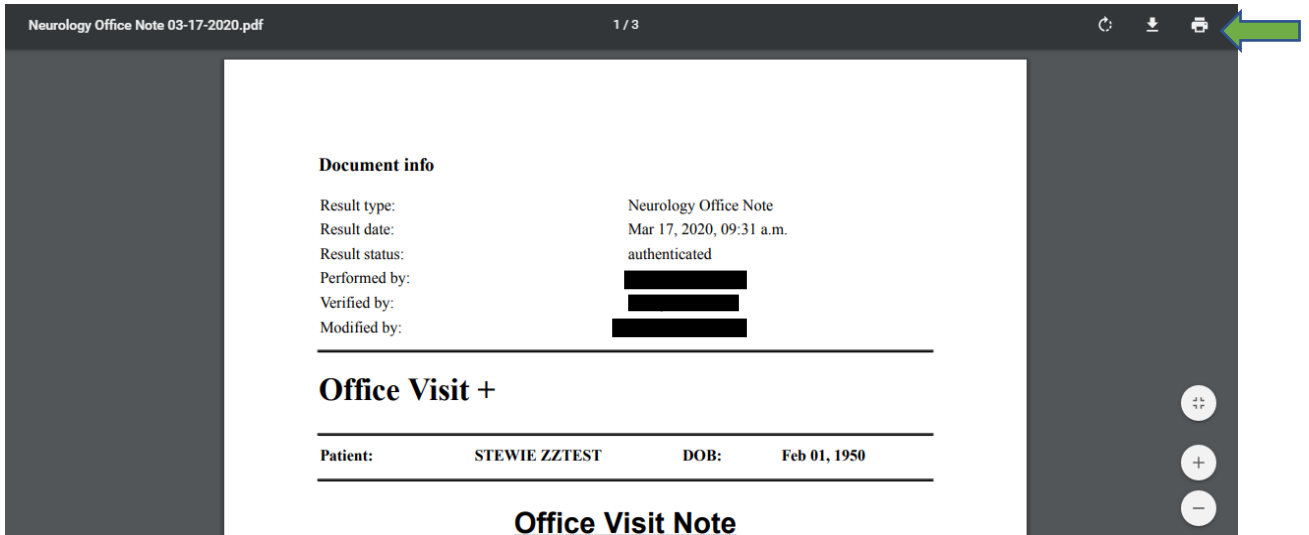
Neurology Office Note

Office Visit +

Date Created: Mar 17, 2020

Download

3. View/ Print document; Upper right corner



Neurology Office Note 03-17-2020.pdf 1 / 3

Document info

Result type: Neurology Office Note
 Result date: Mar 17, 2020, 09:31 a.m.
 Result status: authenticated
 Performed by: ██████████
 Verified by: ██████████
 Modified by: ██████████

Office Visit +

Patient: STEWIE ZZTEST **DOB:** Feb 01, 1950

Office Visit Note

Print icon →